

**Features**

- Two-way 7-inch / 180mm driver configuration
- 3.8-inch / 96.5mm deep enclosure fits standard 2 x 4 walls
- Can be mounted in any orientation for maximum application flexibility and performance
- Computer optimized HDI constant directivity horn with very smooth and predictable off-axis behavior for wide coverage area
- 1-inch / 25mm (D2409H) annular ring diaphragm polymer compression driver with advanced HDI™ geometry horn
- Powerful cast-frame, advanced aluminum matrix cone woofer with low-distortion Ferrite motor structure
- Solid, wood enclosure installs behind drywall and provides optimized acoustic performance
- Network is Bi-Wire and Bi-Amp capable using dual sets of gold-plated binding post speaker terminals
- Zero-bezel, magnetically-attached grille

**Specifications**

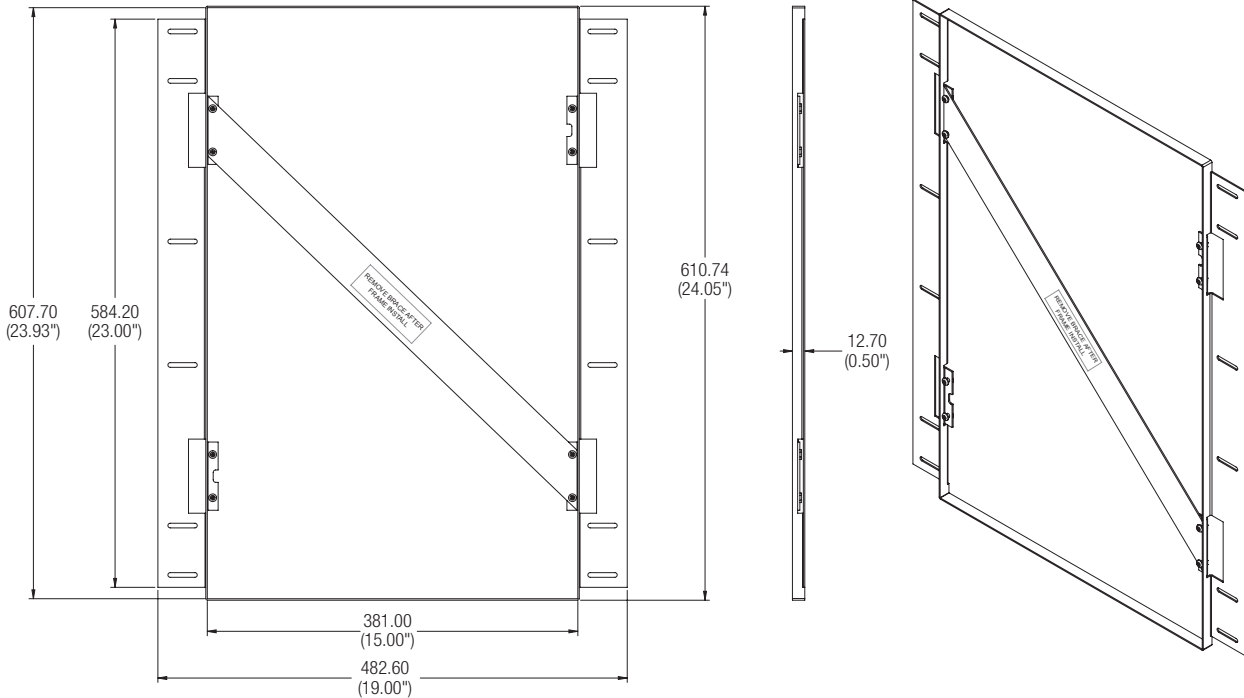
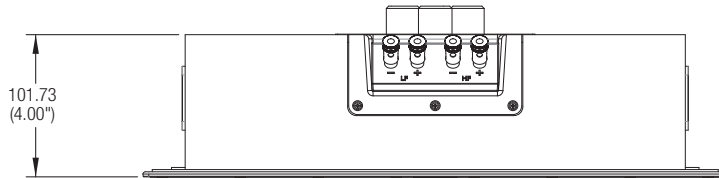
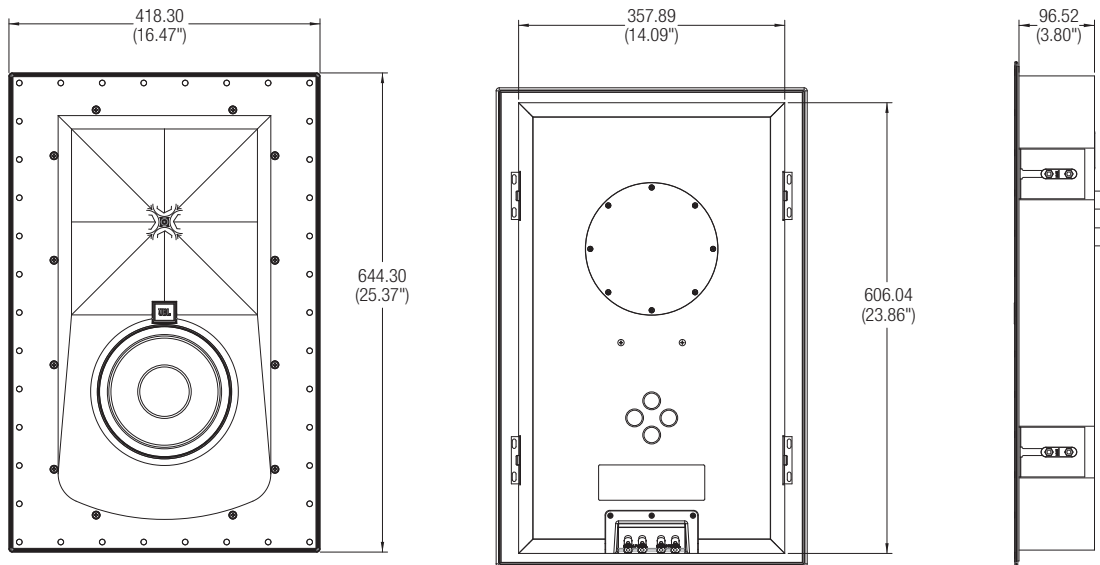
Speaker type	2-way Flush Mount Loudspeaker
Low Frequency Transducer	7" (180mm) cast-frame, advanced aluminum matrix cone woofer
Mid/High Frequency Transducer	1" (25mm) 2409H annular ring diaphragm polymer compression driver
Maximum Recommended Amplifier Power	300 Watts RMS
Frequency Response (-6dB on-axis)	45Hz – 33kHz
Coverage Area (-6dB @ 20kHz)	100 x 100 degrees (Hor x Vert)
Coverage Area (-6dB @ 10kHz)	120 x 120 degrees (Hor x Vert)
Sensitivity (2.83V @ 1m)	91dB
Nominal Impedance	6 Ohm
Crossover Frequency	1.3kHz
Enclosure type	Sealed back box
Inputs	Dual gold-plated binding posts
Dimensions (H x W x D)	25" x 16.1" x 3.7" (636mm x 409mm x 93mm)
Weight	28.2 lb (12.79kg)
Finishes	Matte black with paintable white grille

QUICK SPECS

# JBL SCL-4



SYNTHESIS<sup>®</sup>  
by HARMAN



Part Number: S4PCB  
Description: New-Construction Bracket for SCL-4  
Dimensions (H x W x D): 24.93 x 19 x .5 (608mm x 483mm x 13mm)

